
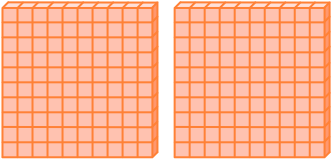
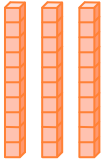



# Chapter 1 Numbers to 10 000

## Practice 1 Recall: Counting to 1000


- 1 Count the hundreds, tens and ones.  
How many  are there?

(a)

Hundreds	Tens	Ones
		
2	3	5

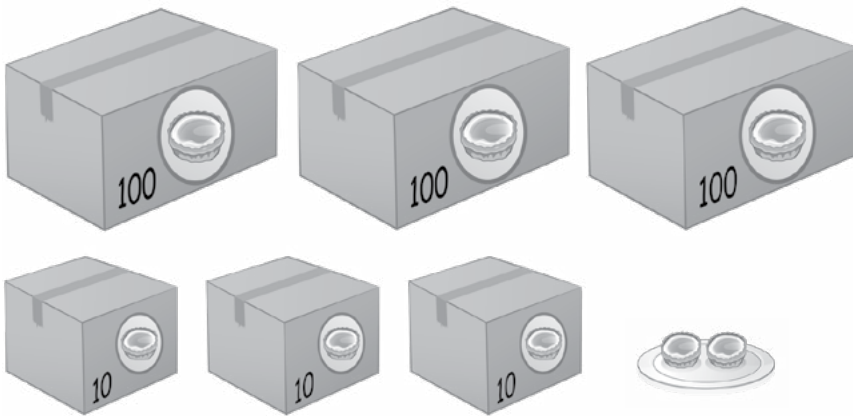
$$200 + 30 + 5 = 235$$

(b)



$$6 \text{ hundreds } 4 \text{ tens } 9 \text{ ones} = 649$$

2 How many egg tarts are there?



$$300 + 30 + 2 = 332$$

There are 332 egg tarts.

3 Fill in the missing numbers.

(a) 805  $\longrightarrow$  8 hundreds 5 ones

(b) 546  $\longrightarrow$  5 hundreds 4 tens 6 ones

(c) 782  $\longrightarrow$  7 hundreds 8 tens 2 ones

(d) 943  $\longrightarrow$  9 hundreds 4 tens 3 ones

4 Write the numbers in words.

(a) 403 four hundred and three

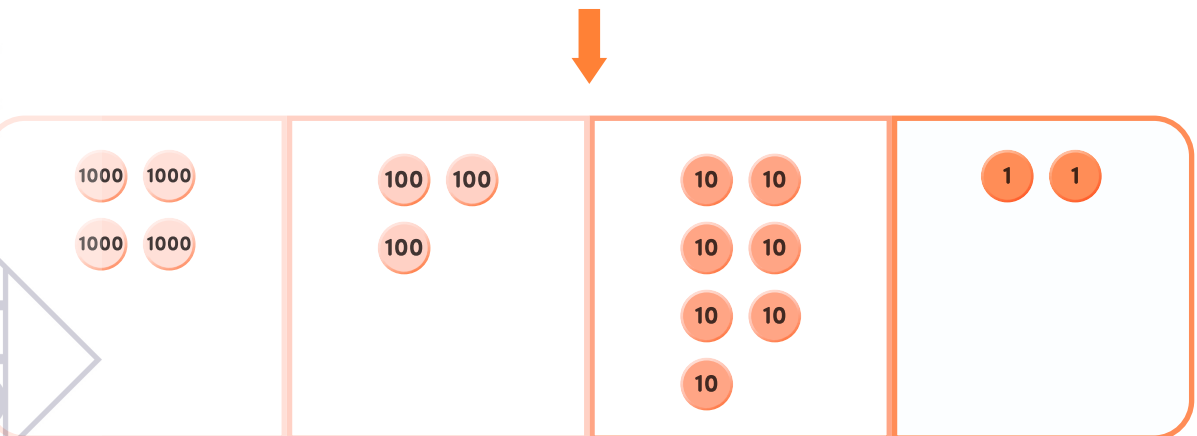

(b) 528 five hundred and twenty-eight

(c) 740 seven hundred and forty

(d) 869 eight hundred and sixty-nine

## Practice 2 Counting to 10 000


1 Fill in the correct numbers.



$$4000 + 300 + 70 + 2 = 4372$$

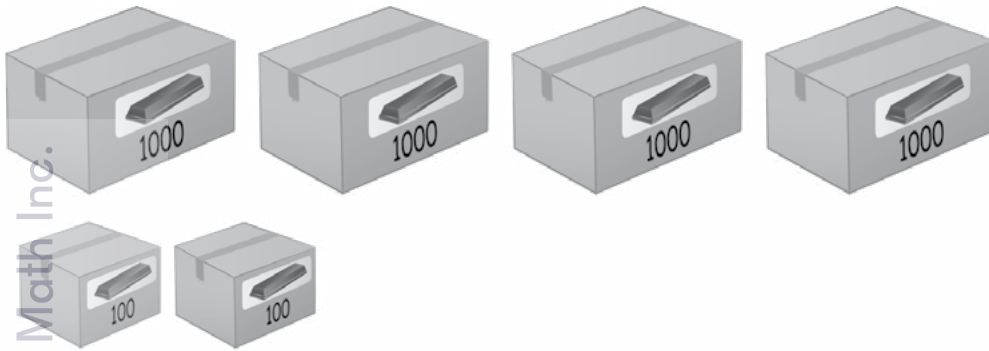
2 How many chocolate bars are there?  
Fill in the correct number in each box.

(a)



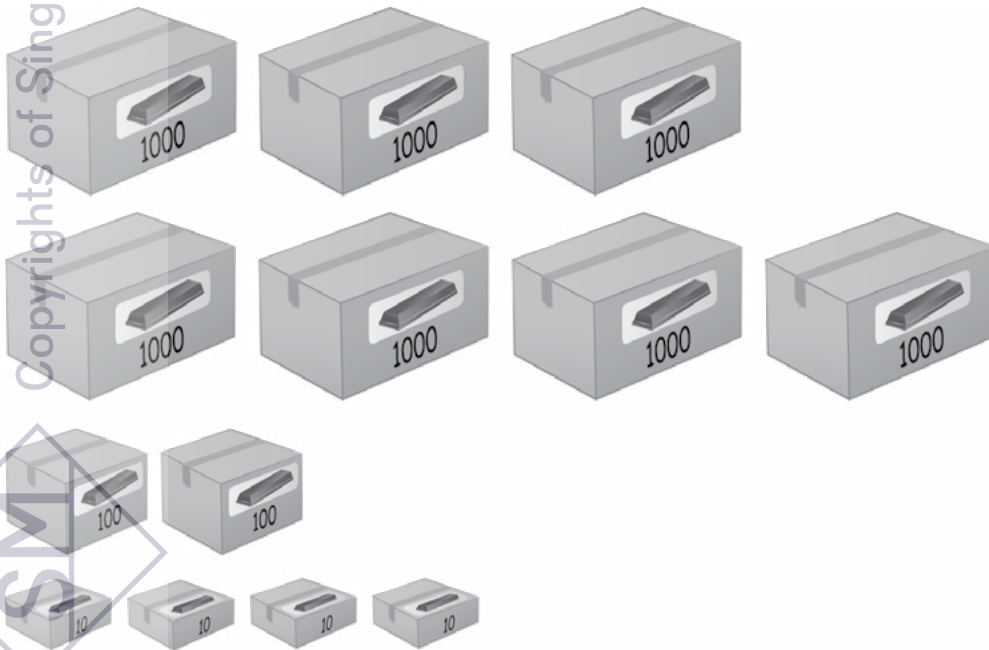
3000

(b)



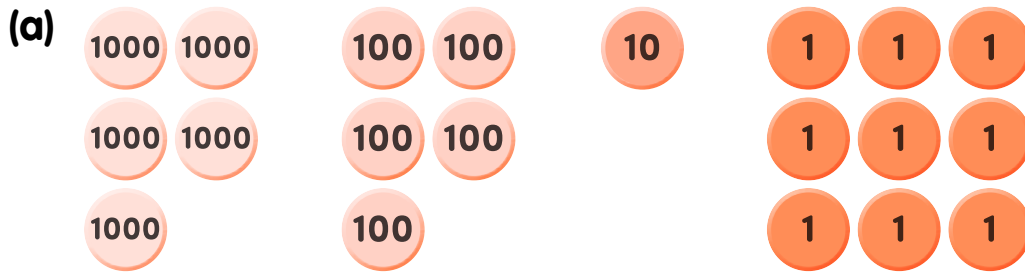
4200

(c)

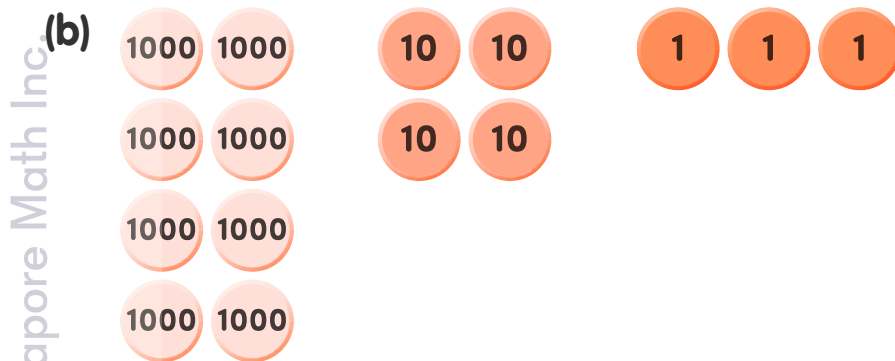


7240


3 Write in numerals and in words.



5519 five thousand, five hundred and nineteen



8043 eight thousand and forty-three



6905 six thousand, nine hundred and five

4 Match.

Copyrights of Singapore Math Inc.

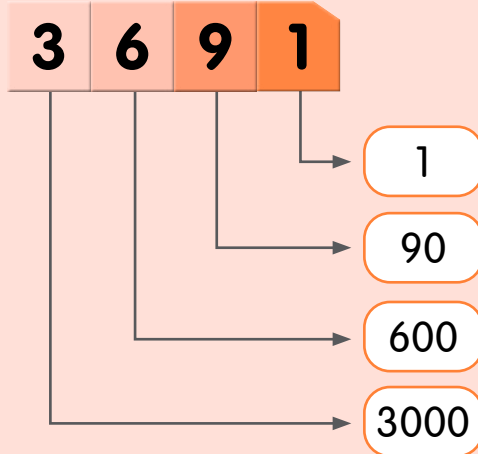
Ship Description	Container Number
three thousand and three	5711
five thousand, seven hundred and eleven	5011
five thousand and eleven	1972
one thousand, nine hundred and seventy-two	3003

The image shows four cargo ships on the left and four containers on the right. Pink lines connect the ships to their corresponding container numbers: the first ship (three thousand and three) connects to 3003, the second ship (five thousand, seven hundred and eleven) connects to 5711, the third ship (five thousand and eleven) connects to 5011, and the fourth ship (one thousand, nine hundred and seventy-two) connects to 1972.

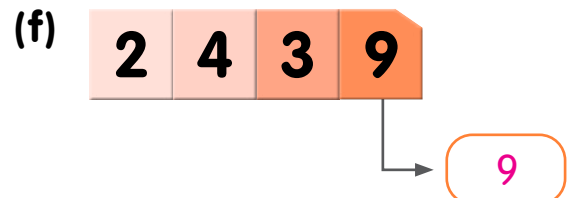
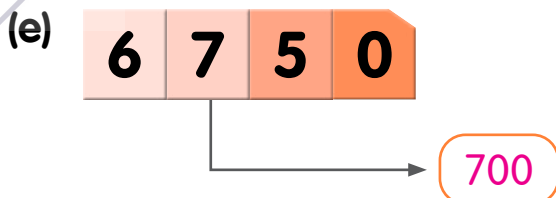
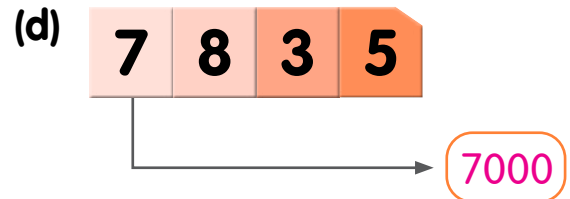
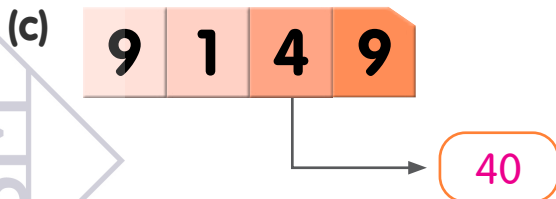
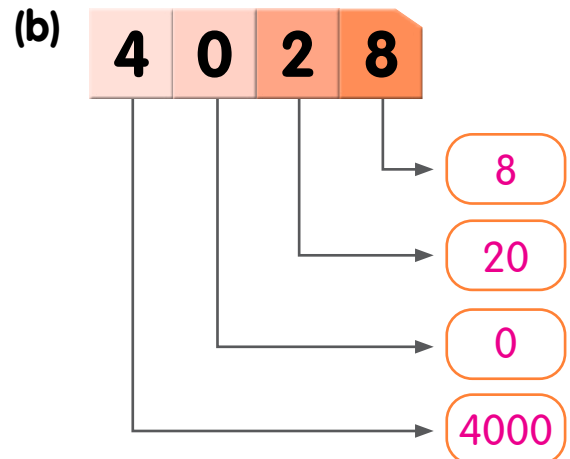
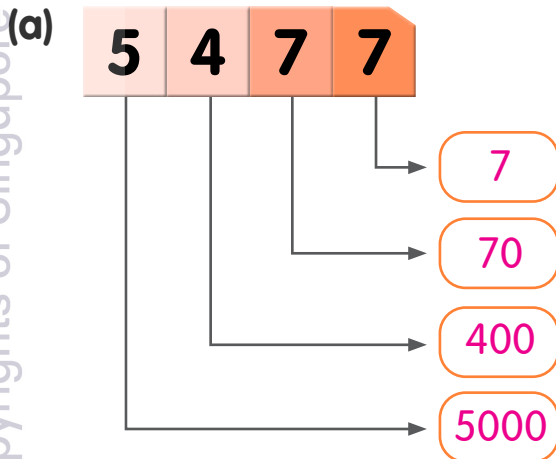
### Practice 3 Place Values

1 Write the value of each digit.

**example**

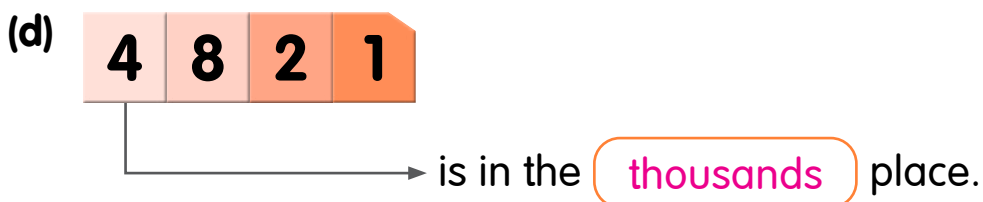
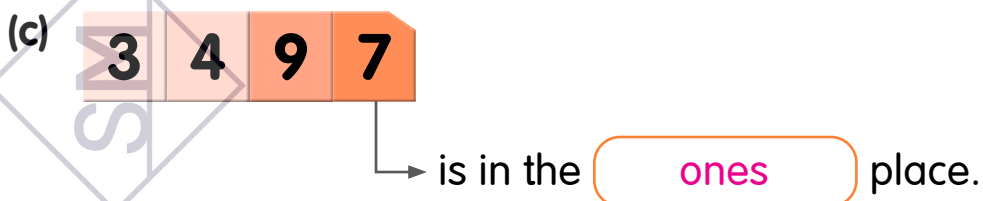
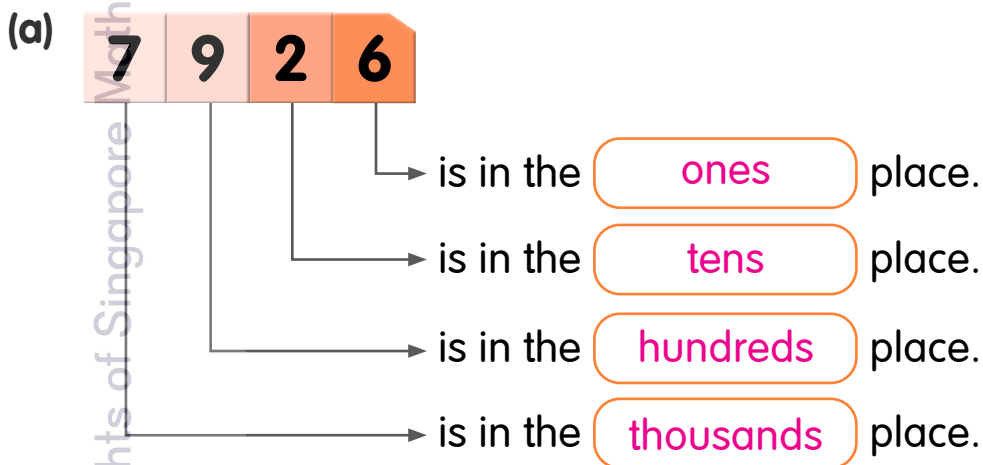
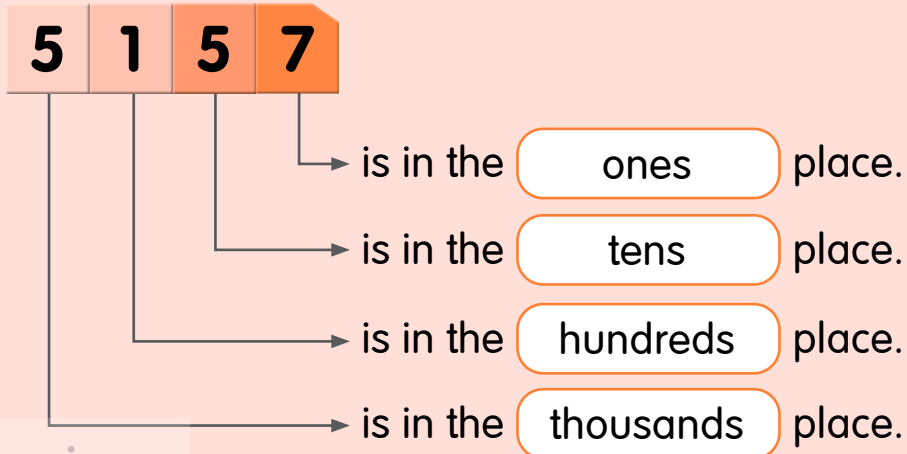


Copyrights of Singapore Math Inc.



2 Write the place value of each digit.

**example**



3 Fill in the missing numbers.



The digit **1** is in the tens place.

The digit **2** is in the ones place.

The digit 4 stands for **400**.

The digit 1 stands for **10**.

4 Fill in the boxes.

(a)



The digit 7 is in the **thousands** place.

The digit 6 is in the **hundreds** place.

The value of 7 in 7650 is **7000**.

The value of 5 in 7650 is **50**.

(b)



The digit 7 is in the **tens** place.

The digit **5** is in the ones place.

The value of 7 in 8375 is **70**.

The value of 3 in 8375 is **300**.

5 Circle the correct numbers based on the clue given.

(a) The digit 6 is in the hundreds place.

4326    6563    7638    9064    8652

(b) The digit 4 is in the thousands place.

6074    7405    4892    2341    4056

(c) The digit 3 stands for 30.

4300    8435    3658    9348    6534

(d) The value of the digit 9 is 9.

4935    6899    2986    4769    8239

6 Make a 4-digit number with the place-value cards.

(a) 

5	2000	70	100	2175
---	------	----	-----	------

(b) 

9	300	10	8000	8319
---	-----	----	------	------

(c) 

500	90	6000	4	6594
-----	----	------	---	------

**Practice 4** Recall: Comparing and Ordering Numbers Within 1000


1 Tick (✓) the greater number.

(a) 635  653



(b) 910  810


2 Circle the smaller number.

(a)  

(b)  

3 Circle the greater number.

(a)  

(b)  

4 Compare the numbers.

Fill in the circle with < or >.

(a) 320  302

(b) 716  667

(c) 938  983

(d) 654  456

- 5 Arrange the numbers from the **smallest** to the **greatest**.



137

173

317

smallest

- 6 Arrange the numbers from the **greatest** to the **smallest**.

687

678

768

786

786

768

687

678

greatest

- 7 Make 3-digit numbers.  
Use each digit once in a number.

7

5

8

- (a) The greatest 3-digit number is 875.
- (b) The smallest 3-digit number is 578.
- (c) The greatest 3-digit even number is 758.
- (d) The smallest 3-digit odd number is 587.

**Practice 5 Comparing and Ordering Numbers**

- 1 Compare the numbers.  
Fill in the circle with  $<$  or  $>$ .

(a) 4613 and 5897

Thousands	Hundreds	Tens	Ones
4	6	1	3
5	8	9	7

4613  $<$  5897

(b) 7080 and 7800

Thousands	Hundreds	Tens	Ones
7	0	8	0
7	8	0	0

7080  $<$  7800

(c) 3142  $<$  4006

(d) 5205  $>$  5052

(e) 8899  $<$  8989

(f) 7323  $<$  7332

- 2 (a) Arrange the numbers in increasing order.

6504, 4506 and 5604

Thousands	Hundreds	Tens	Ones
6	5	0	4
4	5	0	6
5	6	0	4

4506, 5604, 6504

- (b) Arrange the numbers in decreasing order.

7835, 7538 and 8753

Thousands	Hundreds	Tens	Ones
7	8	3	5
7	5	3	8
8	7	5	3

8753, 7835, 7538

- 3 Arrange the numbers based on the order given.

- (a) 9602, 9960 and 9620

9602, 9620, 9960

smallest

- (b) 4773, 7473 and 4377

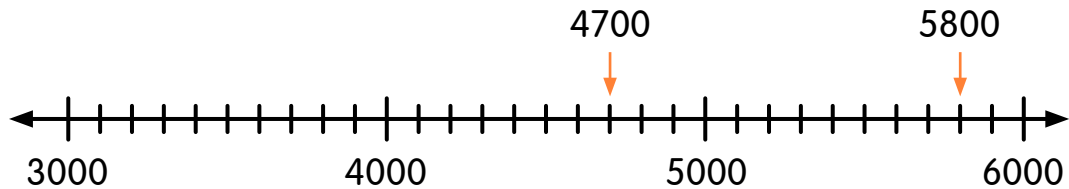
7473, 4773, 4377

greatest

4 Use the number line to compare the numbers.

(a) 5800 and 4700

Which number is greater?

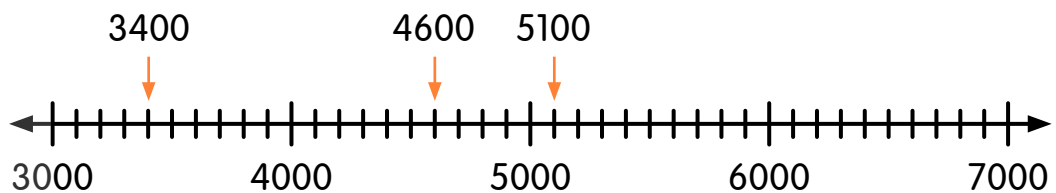


$$5800 > 5000$$

$$4700 < 5000$$

So,  $5800 > 4700$ .

(b) 3400, 4600 and 5100



$5100$  and  $4600$  are greater than 4000 and

$3400$  is smaller than 4000.

So,  $3400$  is the smallest number.

$5100$  is greater than 4600.

So,  $5100$  is the greatest number.

Arrange the numbers in increasing order.

$3400$ ,  $4600$ ,  $5100$

smallest

5 Arrange the numbers in order.

(a) Begin with the smallest number.

			
8996	8699	9986	9896
			
8699	8996	9896	9986

smallest

(b) Begin with the greatest number.

			
4572	4527	4752	4725
			
4752	4725	4572	4527

greatest

6 Arrange the numbers from the greatest to the smallest.

(a) 3068, 8036, 6803, 3868

8036, 6803, 3868, 3068

---

(b) 6007, 7006, 9235, 2359

9235, 7006, 6007, 2359

---

7 Arrange the numbers from the smallest to the greatest.

(a) 7216, 7261, 7126, 7162

7126, 7162, 7216, 7261

---

(b) 9032, 9302, 9003, 9023

9003, 9023, 9032, 9302

---

**Practice 6** Number Patterns Within 10 000

- 1 Write down the rule for each number pattern.  
Fill in the missing numbers.

**example**

5908

5808

5708

5608

5508

5408

**Rule:** Subtract 100 to find the next number.

(a)

2718

2717

2716

2715

2714

2713

2712

**Rule:** Subtract 1 to find the next number.

(b)

6020

6120

6220

6320

6420

6520

6620

6720

**Rule:** Add 100 to find the next number.

(c)

8152

7152

6152

5152

4152

3152

2152

**Rule:** Subtract 1000 to find the next number.

2 Fill in the missing numbers.

(a) 

8056	?	8058	?	8060	8061
------	---	------	---	------	------

1 less than 8058 is 8057.

1 more than 8058 is 8059.

(b) 

?	3764	3774	?	3794	3804
---	------	------	---	------	------

10 less than 3764 is 3754.

10 more than 3774 is 3784.

(c) 

1234	1334	?	1534	?	1734
------	------	---	------	---	------

100 less than 1534 is 1434.

100 more than 1534 is 1634.

(d) 

?	5932	6932	7932	8932	?
---	------	------	------	------	---

1000 less than 5932 is 4932.

1000 more than 8932 is 9932.

3 Fill in the next number(s) in each pattern.

(a) 3400 3410 3420 3430 3440

(b) 6625 6725 6825 6925 7025

(c) 9830 9730 9630 9530 9430 9330

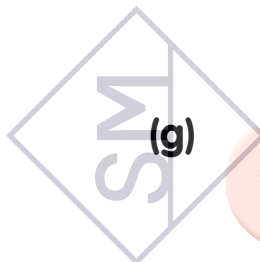
(d) 4525 4530 4535 4540 4545 4550

(e) 7462 7463 7464 7465 7466 7467

(f) 5000 5001 5011 5012 5022 5023 5033 5034 5044

(g) 200 1200 1300 2300 2400 3400 3500 4500

Copyrights of Singapore Math Inc.



4 Complete the number patterns to help the puppy find its way home.



(a) 3360 3370 3380 3390 3400

- 3800
- 3700
- 3600
- 3500
- 3300




(b) 2800 2900 3000 3100 3200

- 2790
- 2780
- 2770

(c) 2758 2760 2762 2764 2766

- 2776
- 2786
- 2796
- 2806



(d) 2800 2804 2808 2812 2816 2820

- 3820
- 4820
- 5820
- 6820



home

Copyright of Singapore Math Inc.

**Problem Solving**

- 1 Look at the numbers below.  
Can you see a pattern?

What are the missing numbers in the 5th row when we continue the pattern?

1st row:

1

2nd row:

2

4

3rd row:

3

6

9

4th row:

4

8

12

16

5th row:

5

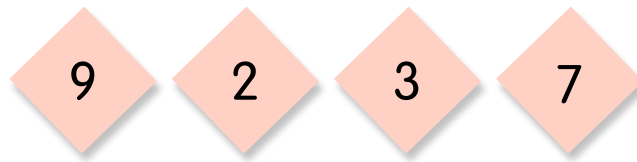
10

15

20

25

- 2 Vani, Cheryl, Hazel and Siti use these digits to form their 4-digit numbers.



Each digit is used once in each number.  
Write their numbers in the boxes.

My number is the greatest.

9732



My number is the smallest odd number.

2379



My number is the greatest odd number.

9723



My number is the smallest even number.

3792



Copyrights of Singapore Math Inc.

SM

## Performance Task

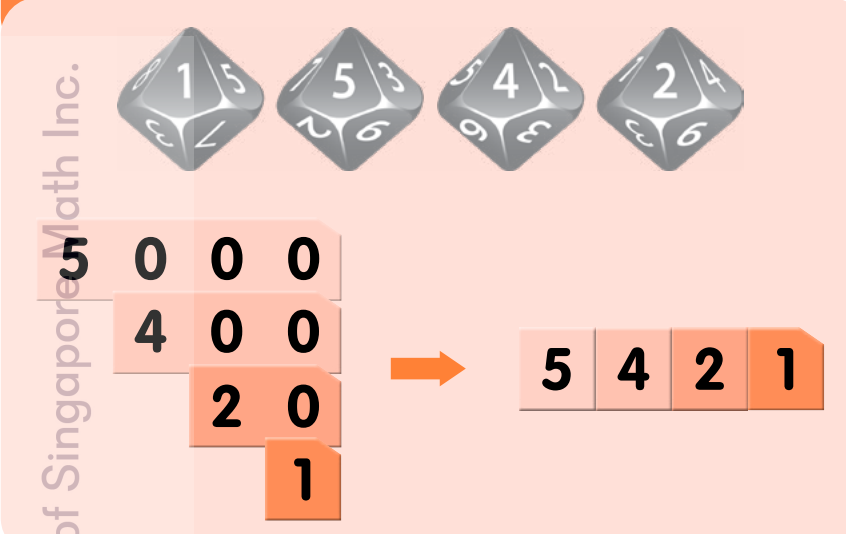
**Activity:** Make the greatest 4-digit number.

Work in pairs.

Each student will roll a 10-sided dice 4 times, record the numbers and make the greatest 4-digit number.

Use place-value cards to show the number to your partner.

### example



The example shows four 10-sided dice with faces showing 1, 5, 4, and 2. Below the dice, place-value cards are arranged to form the number 5421. The cards are: 5 (thousands), 4 (hundreds), 2 (tens), and 1 (ones). An arrow points from the dice to the final number.

Record your steps in the space below.

**Step 1** My four digits are , ,  and .

**Step 2** My greatest 4-digit number is .

My partner's greatest 4-digit number is .

**Step 3** Compare the two numbers.

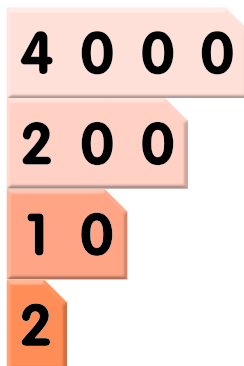
is greater than .

Whose number is greater? \_\_\_\_\_

Jim is asked to make a 4-digit number with these place-value cards.



He arranges the cards in this way:



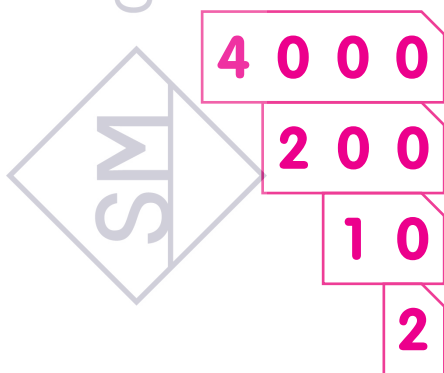
He says the 4-digit number is 9000.

(a) Explain why Jim's number is not correct.

He does not place the numbers in the correct place value columns.

So, he has given the wrong number.

(b) Show how you would arrange the cards.



The correct number is 4212.