

PRIMARY MATHEMATICS (SIE)

PRIMARY 1 - QUIZ 1

Name : _____ ()

Class : _____

Date : _____

Total Time: 20 minutes

Topics Included:

- Chapter 1 [Numbers to 10]
- Chapter 2 [Addition]
- Chapter 3 [Subtraction]
- Chapter 4 [Ordinal Numbers]
- Chapter 5 [Shapes]

Total	20 marks
--------------	----------

INSTRUCTIONS TO PUPILS

Do not open this booklet until you are told to do so.

Follow all instructions carefully.

Answer all questions.

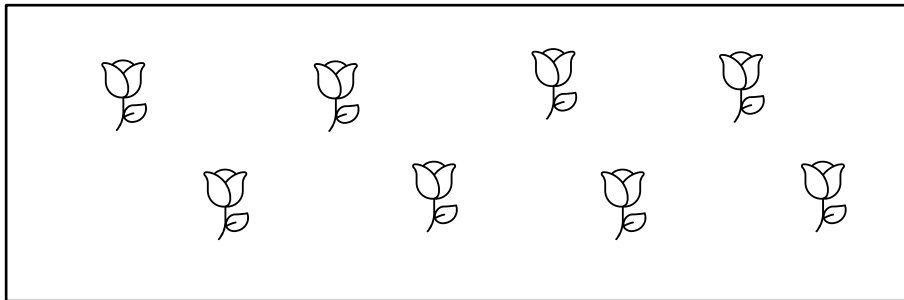
Each question carries 2 marks each.

This paper consists of **4** printed pages.



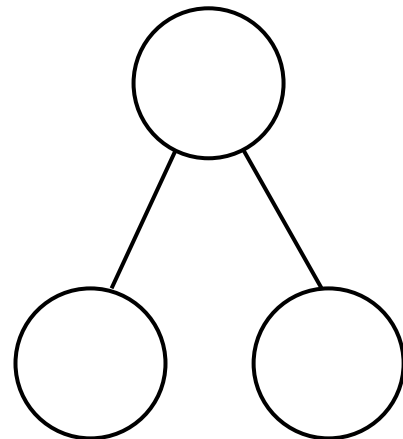

Read the questions carefully and show your workings where necessary.
Write your answers in the boxes provided. (2 marks each)

1. Count and write the correct number.




roses

2. Study the picture below and complete the number bond.




3. Shade the 3rd octopus from the right.



4. Look at the diagram below.

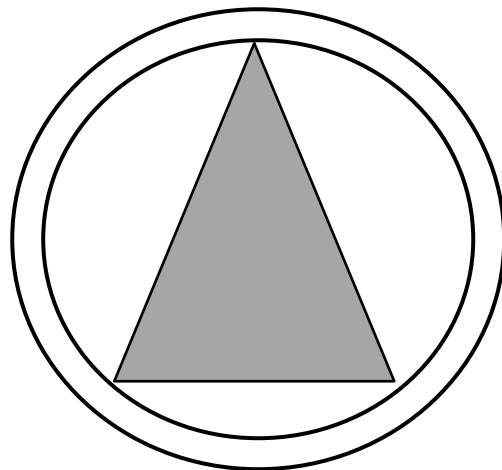
$$\text{★} + \text{♥} = 10$$

$$\text{★} - \text{♥} = 4$$

What is the value of  ?

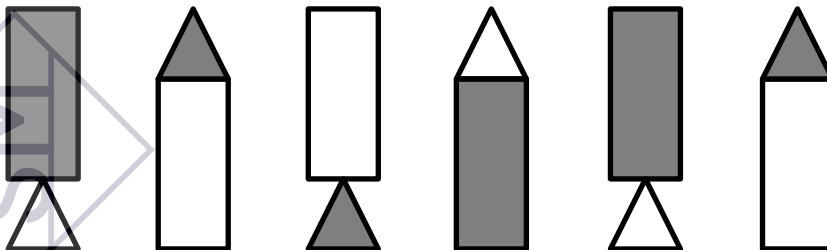
$$\text{♥} = \boxed{}$$

5. What is the name of the shaded part?

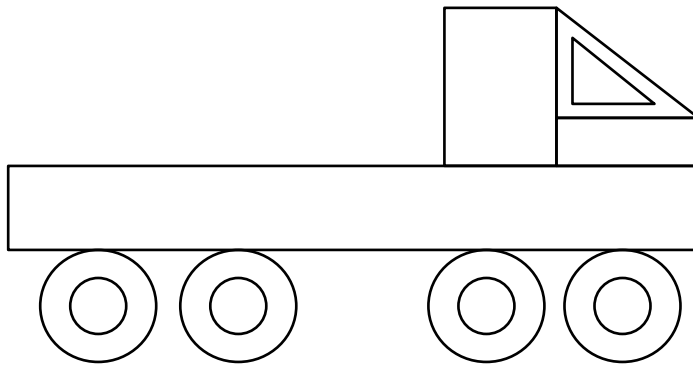


Answer:

6. Study the pattern. Which shape comes next? Draw it in the box.



Study the picture below and answer question 7.



7. There are more circles than triangles.

8. Jack is standing in a line with his friends.
He is 3rd from the left and 5th from the right.
How many children are there in the line?

Answer: children

9. 3 more than 4 is .

10. 2 is less than 7.



End of Paper

Answer Key

1.	7
2.	<div style="text-align: center;"> <p style="text-align: center;">or</p> </div>
3.	<div style="display: flex; justify-content: space-around; align-items: center;"> <div style="border: 1px solid black; padding: 2px 10px;">octopus</div> <div style="border: 1px solid black; padding: 2px 10px;">octopus</div> <div style="border: 1px solid black; padding: 2px 10px;">octopus</div> <div style="background-color: yellow; border: 1px solid black; padding: 2px 10px;">octopus</div> <div style="border: 1px solid black; padding: 2px 10px;">octopus</div> <div style="border: 1px solid black; padding: 2px 10px;">octopus</div> </div>
4.	
5.	<p>triangle</p> <p>(No mark for spelling error)</p>
6.	
7.	6
8.	<p>7</p> <p>(M1 for correct drawing of diagram)</p>
9.	7
10.	5

